



# Valdez City School District

2022 Grade 3-5 Student Survey

2022 School Climate & Connectedness Survey



Report created by  
Panorama Education



# Summary

Topic Description	Results	Comparison
<p><b>Caring Others (Grades 3-5)</b></p> <p>Level of caring and support that students received from peers, staff, and community members at school.</p>	<p><b>68%</b></p> <p>▲ 9 since last survey</p>	<p><b>62%</b> Elementary</p> <p><b>64%</b> Rural Schools</p> <p><b>62%</b> Participating Alaska Districts</p>
<p><b>Recommendation Question (Grades 3-5)</b></p>	<p><b>71%</b></p> <p>▲ 3 since last survey</p>	<p><b>70%</b> Elementary</p> <p><b>71%</b> Rural Schools</p> <p><b>71%</b> Participating Alaska Districts</p>
<p><b>Safety Question (Grades 3-5)</b></p>	<p><b>71%</b></p> <p>▼ 5 since last survey</p>	<p><b>64%</b> Elementary</p> <p><b>68%</b> Rural Schools</p> <p><b>65%</b> Participating Alaska Districts</p>
<p><b>Social and Emotional Learning (Grades 3-5)</b></p> <p>Students marked how often they use SEL skills in self-awareness, social awareness, self-management, relationship skills, and good decision -making.</p>	<p><b>67%</b></p> <p>0 since last survey</p>	<p><b>63%</b> Elementary</p> <p><b>63%</b> Rural Schools</p> <p><b>64%</b> Participating Alaska Districts</p>

78 responses



# Caring Others (Grades 3-5)

Your average

**68%**

78 responses

Change

**▲ 9**

since last survey

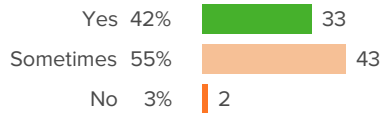
School Type average: **62%** Elementary

School Type average: **64%** Rural Schools

State average: **62%** Participating Alaska Districts

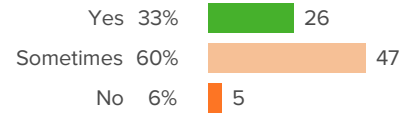
## How did people respond?

**Q.1: Students in this school help each other, even if they are not friends.**



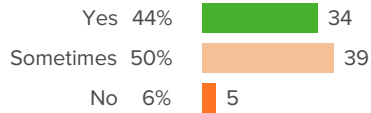
Favorable: **42%**

**Q.2: Students here treat me with respect.**



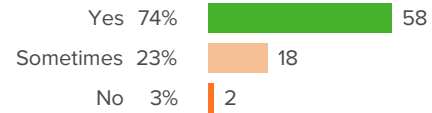
Favorable: **33%**

**Q.3: When students see another student being picked on, they try to stop it.**



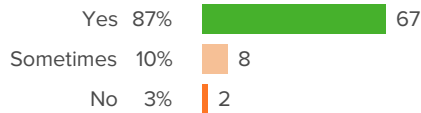
Favorable: **44%**

**Q.4: At this school, students are encouraged to do their very best.**



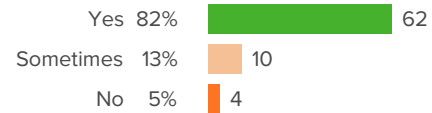
Favorable: **74%**

**Q.5: The adults at this school believe that all students can do good work.**



Favorable: **87%**

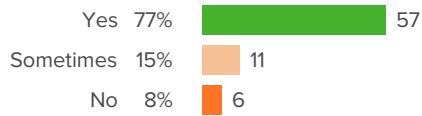
**Q.6: Adults in my community let me know that school is important.**



Favorable: **82%**

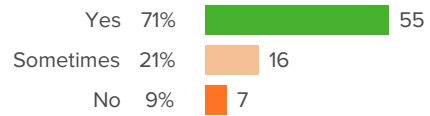


**Q.7: There is an adult at this school who I can talk to about things that are bothering me.**



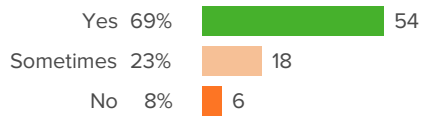
Favorable: **77%**

**Q.8: At school, there is a teacher or some other adult who will miss me when I'm absent.**



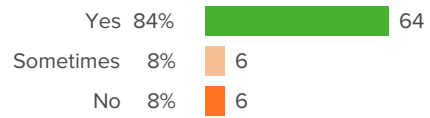
Favorable: **71%**

**Q.9: There are lots of chances for students in my school to talk with teachers one-on-one.**



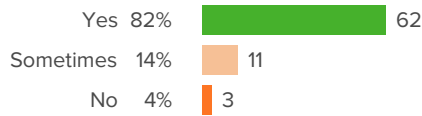
Favorable: **69%**

**Q.10: I can name at least five adults who really care about me.**



Favorable: **84%**

**Q.11: At school, other adults besides my teachers know my name.**



Favorable: **82%**



# Demographics

## How did people respond?

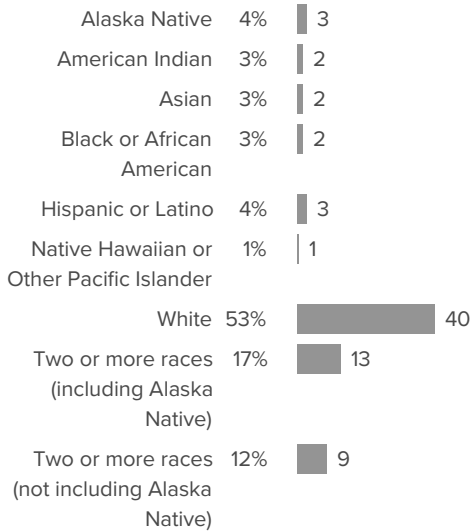
### Q.1: What grade are you in?



### Q.2: Are you a



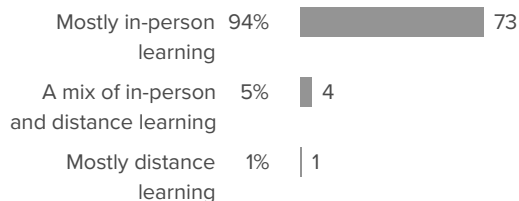
### Q.3: Which groups describe you best? (Choose all that apply)



### Q.4: Is there a language other than English spoken in your home?



### Q.5: How are you attending school right now?





## Recommendation Question (Grades 3-5)

Your average

**71%**

78 responses

Change

**▲ 3**

since last survey

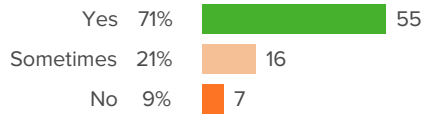
School Type average: **70%** Elementary

School Type average: **71%** Rural Schools

State average: **71%** Participating Alaska Districts

How did people respond?

**Q.1: I think other students would like going to my school.**



Favorable: **71%**



## Safety Question (Grades 3-5)

Your average

**71%**

78 responses

Change

▼ **5**

since last survey

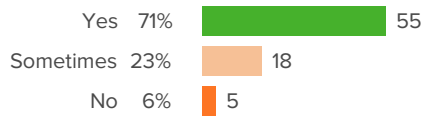
School Type average: **64%** Elementary

School Type average: **68%** Rural Schools

State average: **65%** Participating Alaska Districts

### How did people respond?

#### Q.1: I feel safe at school.



Favorable: **71%**



# Social and Emotional Learning (Grades 3-5)

Your average

**67%**

78 responses

Change

**0**

since last survey

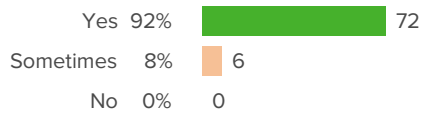
School Type average: **63%** Elementary

School Type average: **63%** Rural Schools

State average: **64%** Participating Alaska Districts

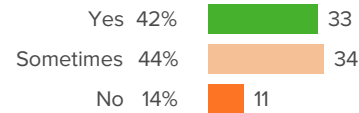
## How did people respond?

### Q.1: I try hard to do well in school.



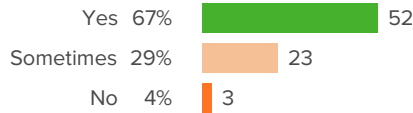
Favorable: **92%**

### Q.2: If someone asks me, I can tell them how I am feeling.



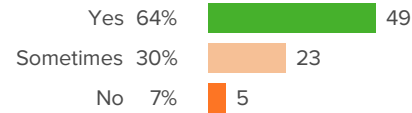
Favorable: **42%**

### Q.3: I know what kinds of work I need help with to be successful.



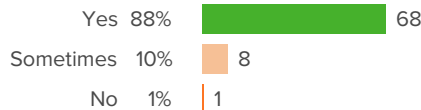
Favorable: **67%**

### Q.4: I ask for help from my teachers or others when I need it.



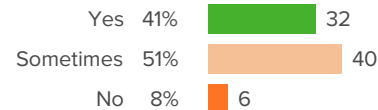
Favorable: **64%**

### Q.5: I am careful when I use something that belongs to someone else.



Favorable: **88%**

### Q.6: I can control myself when I am frustrated, or disappointed.

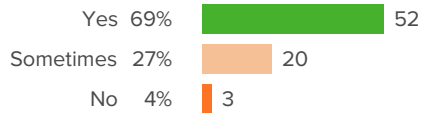


Favorable: **41%**



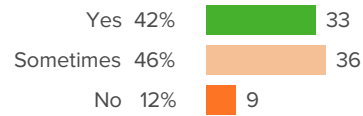


**Q.7: I can explain why it is important to tell the truth.**



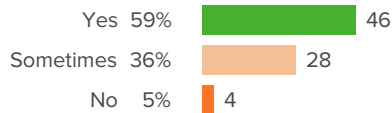
Favorable: **69%**

**Q.8: If something is bothering me, I think of different ways I can react.**



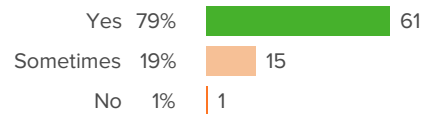
Favorable: **42%**

**Q.9: I set goals and then work to reach them.**



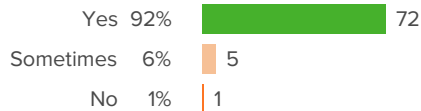
Favorable: **59%**

**Q.10: I care about other people's feelings and what they think.**



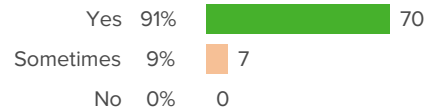
Favorable: **79%**

**Q.11: It is important for me to help others in my school.**



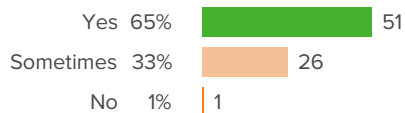
Favorable: **92%**

**Q.12: I respect people even if they are different.**



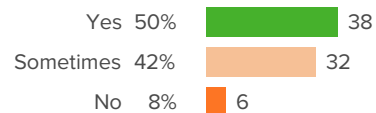
Favorable: **91%**

**Q.13: I can tell when someone is getting angry or upset before they say anything.**



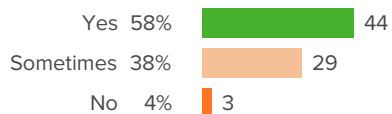
Favorable: **65%**

**Q.14: I know how to disagree without starting a fight or an argument.**



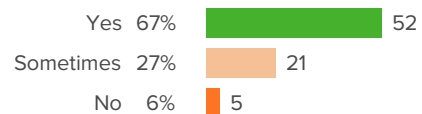
Favorable: **50%**

**Q.15: I get along well with other students.**



Favorable: **58%**

**Q.16: I know how to make friends with new people.**



Favorable: **67%**